

ESSENSA

PACK'S





ESSENSA

PACK'S



Front A
Colour




Front B
Colour with vertical trims




Front C
Colour with vertical and horizontal trims




Front D
High polish



Front E
Glass overlay front with vertical trims



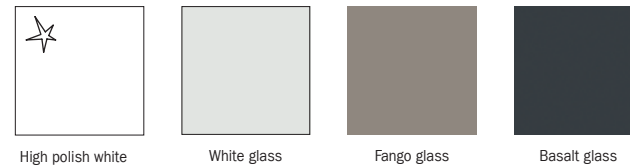
Front F
Glass overlay front with vertical and horizontal trims



Fronts/Carcases (colour)



Fronts (high polish, glass)



Handles



■ Matching extras for gliding door robes, see **ACCESSORIES PC**, and for hinged door robes, see **ACCESSORIES PB**.

Instructions for ordering:

1 Select the colour code for the desired colour variation from the upper table (e.g. **A510**..).





2 Find the identification letters for the design/colour of the handle and enter them in the space in the colour code (e.g. **A510D**).



3 Select the article no. based on the desired width.
You will find the correct **article no.** and **price** for the appropriate front in the line below.

1		A COLOUR		B COLOUR WITH VERTICAL TRIMS	
COL. CODE	FRONT VARIATION	COLOUR		COLOUR WITH VERTICAL TRIMS	
CARCASE COLOUR ▼		Carcase colour	Alpine white	korpusfarben	alpinweiß
Sonoma oak colour		A510 ..	A511 ..	A520 ..	A521 ..
Stirling oak colour		A610 ..	A611 ..	A620 ..	A621 ..
Metallic grey		A810 ..	A811 ..	A820 ..	A821 ..
Alpine white		A910 ..	---	A920 ..	---

2		HANDLES AND PROFILES	
		CARCASE COLOUR, SHORT = PG 1 Please add "D" to the colour code	

3		Width in cm	
GLIDING DOOR ROBES	181	181	
	Depth 62 cm		
	NOTE: Height 210 cm = 1 shelf/unit Height 229 cm = 2 shelf/unit	Drawing showing door configuration	
	Carcase division (cm)	90/90	90/90
Number of doors	2 dr	2 dr/1 MR	

HEIGHT 210 CM		▼ Art. no.	▼ Price £	...
A Colour		44E1		54B7
B Colour*		44E1		54B7
C Dekor mit Colour with horizontal trims*		44E1		54B7

ESSENSA

PACK'S



External dimensions

Gliding door robes

Widths	181 cm	226 cm	271 cm
Without passepartout	1808 mm	2256 mm	2708 mm
With passepartout	1885 mm	2333 mm	2781 mm

Heights	210 cm	229 cm
Without passepartout	2099 mm	2291 mm
With passepartout	2140 mm	2330 mm

Depths	62 cm
Without passepartout	618 mm
With passepartout	634 mm

Hinged door robes

Widths	47 cm	91 cm	136 cm	181 cm	226 cm	271 cm
Without cornice	464 mm	912 mm	1360 mm	1808 mm	2256 mm	2704 mm
With cornice	464 mm	912 mm	1360 mm	1808 mm	2256 mm	2704 mm
With cornice + passepartout	508 mm	965 mm	1404 mm	1852 mm	2300 mm	2748 mm

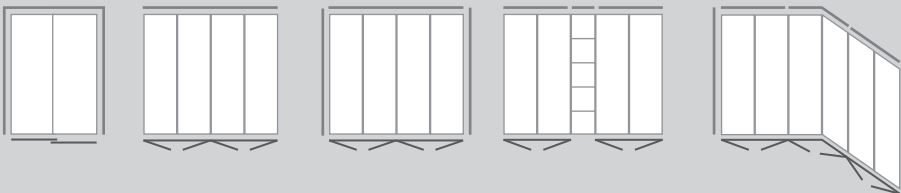
Heights	210 cm	229 cm
Without cornice	2096 mm	2288 mm
With cornice	2118 mm	2310 mm

Depths	54 cm
Without cornice	538 mm
With cornice	562 mm

Passepartouts and cornices

You can also order passepartouts and/or cornices to enhance the wardrobes. Full passepartouts are available for gliding door robes. For hinged door robes, you can either order just cornices, or passepartouts as well provided you include additional side uprights. Although shelves can be installed with a depth offset, the cornice can still remain flush with the front. Please bear in mind that corner robes with cornices can only be fitted between hinged door robes (not possible with gliding door robes!). Passepartouts are not possible at all between wardrobe units and on corner robes!

Examples:



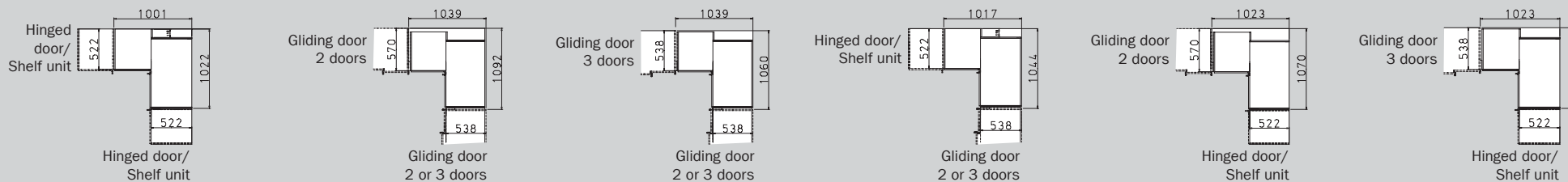
Extras

Matching extras for gliding door robes, see **ACCESSORIES PC**, and for hinged door robes, see **ACCESSORIES PB**.

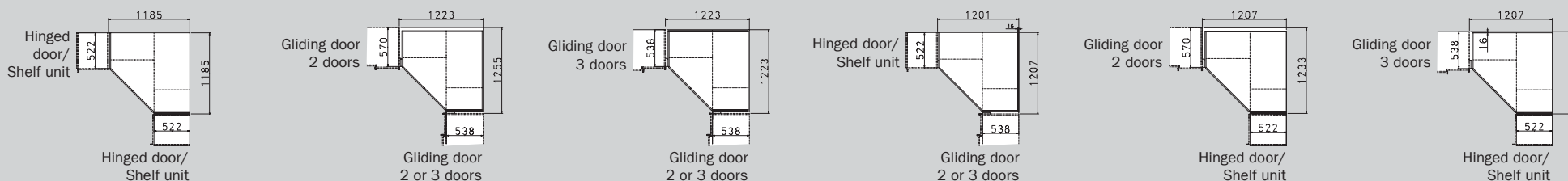
Layout examples and space requirement for corner robes combined with hinged and gliding door robes

The gliding and hinged door robes in the Essensa range can also be easily combined around a corner using the two optional (45° and 90°) corner robe variants. Please bear in mind that different space requirements and total dimensions apply, depending on the wardrobe configuration and layout (see examples below).

90° corner robe



45° corner robe




All dimensions are in mm.

Options for adding hinged door and corner robes to gliding door robes

The Essensa wardrobe range allows you to arrange wardrobe units in the sequence you want. If, however, you wish to place a hinged door or corner robe next to a gliding door robe, you must always include a compensating profile between the units to ensure faultless operation of the doors.

Examples:



ESSENSA

PACK'S



Gliding door robes

***NOTE:**
No additional vertical trims next to the handle strips on gliding doors.



1	COL. CODE	FRONT VARIATION ▶	A COLOUR		B COLOUR*		C COLOUR WITH HORIZONTAL TRIMS*		D HIGH POLISH	E GLASS*			F GLASS WITH HORIZONTAL TRIMS*		
			Carcase colour	Alpine white	Carcase colour	Alpine white	Carcase colour	Alpine white	White	White	Fango	Basalt	White	Fango	Basalt
	CARCASE COLOUR ▼		Carcase colour	Alpine white	Carcase colour	Alpine white	Carcase colour	Alpine white	White	White	Fango	Basalt	White	Fango	Basalt
	Sonoma oak colour		A510_	A511_	A520_	A521_	A530_	A531_	A540_	A550_	A551_	A552_	A560_	A561_	A562_
	Stirling oak colour		A610_	A611_	A620_	A621_	A630_	A631_	A640_	A650_	A651_	A652_	A660_	A661_	A662_
	Metallic grey		A810_	A811_	A820_	A821_	A830_	A831_	A840_	A850_	A851_	A852_	A860_	A861_	A862_
	Alpine white		A910_	---	A920_	---	A930_	---	A940_	A950_	A951_	A952_	A960_	A961_	A962_

2	HANDLE STRIPS AND PROFILES ▶	CARCASE COLOUR = Please add a "D" to the colour code	CHROME-COLOURED = Please add an "L" to the colour code
---	------------------------------	--	--

3	GLIDING DOOR ROBES	Width in cm	181	181	226	226	271	271	NOTE: When placing a hinged door or corner robe next to a gliding door robe, a compensating profile must always be inserted between them.	
			Depth 62 cm							
			Drawing showing door configuration							
NOTE: Standard interior in each unit: 1 clothes rail, Height 210 cm = 1 shelf/unit Height 229 cm = 2 shelves/unit		Carcase division (cm)	90/90	90/90	112,5/112,5	112,5/112,5	90/90/90	90/90/90	Compensating profile	
		Number of doors	2 dr	2 dr/1 MR	2 dr	2 dr/1 MR	3 dr	3 dr/1 MR	↔ 2 cm ↗ 12 cm	

HEIGHT 210 CM		▼ Art. no.	▼ Price £	...	HEIGHT 210 CM															
A	Colour	44E1			54B7			44E2			54B9			44E3			57S3			9R10
B	Colour*	44E1			54B7			44E2			54B9			44E3			57S3			9R10
C	Colour with horizontal trims*	44E1			54B7			44E2			54B9			44E3			57S3			9R10
D	High polish	44L1			55H0			44L2			55H5			44L3			55H6			9R10
E	Glass*	51K3			5SG1			51K4			5SG2			51K5			5SG3			9R10
F	Glass with horizontal trims*	51K3			5SG1			51K4			5SG2			51K5			5SG3			9R10
HEIGHT 229 CM		▼ Art. no.	▼ Price £	...	HEIGHT 229 CM															
A	Colour	0Y6A			0Y6D			0Y6B			0Y6F			0Y6C			0Y6G			9R11
B	Colour*	0Y6A			0Y6D			0Y6B			0Y6F			0Y6C			0Y6G			9R11
C	Colour with horizontal trims*	0Y6A			0Y6D			0Y6B			0Y6F			0Y6C			0Y6G			9R11
D	High polish	0Y7A			0Y7D			0Y7B			0Y7F			0Y7C			0Y7G			9R11
E	Glass*	0K3A			02B5			0K4A			02B6			0K5A			02B7			9R11
F	Glass with horizontal trims*	0K3A			02B5			0K4A			02B6			0K5A			02B7			9R11

Matching extras for gliding door robes, see **ACCESSORIES PC**.

SL = Shelf, DW = Drawer, MR = Mirror, GLdr = Glass door, HG = high polish



Gliding door robes

ESSENSA
PACK'S

PACK'S

COL. CODE	All passepartouts can be ordered using the same colour code as for the wardrobe!
CARCASE COLOUR ▼	
Sonoma oak colour	
Stirling oak colour	
Alpine white	

PASSEPARTOUTS FOR GLIDING DOOR ROBES	Width in cm	181	226	271					
	Depth incl. passepartout = 64 cm								
	Drawing								
	Name	Passepartout	Passepartout	Passepartout					
External dimensions	↔ 189 cm ↑ 214/233 cm	↔ 233 cm ↑ 214/233 cm	↔ 278 cm ↑ 214/233 cm						
HEIGHT 210 CM	▼ Art. no.	▼ Price £	...			HEIGHT 210 CM			
Carcase colour	9P2P		9P3P		9P4P				
HEIGHT 229 CM	▼ Art. no.	▼ Price £	...			HEIGHT 229 CM			
Carcase colour	9T2E		9T3E		9T4E				

ESSENSA

PACK'S



Hinged door robes



1	COL. CODE	FRONT VARIATION ▶	A COLOUR		B COLOUR WITH VERTICAL TRIMS		C COLOUR WITH VERTICAL AND HORIZONTAL TRIMS		D HIGH POLISH	E GLASS WITH VERTICAL TRIMS		F GLASS WITH VERTICAL AND HORIZONTAL TRIMS			
▼	CARCASE COLOUR		Carcase colour	Alpine white	Carcase colour	Alpine white	Carcase colour	Alpine white	White	White	Fango	Basalt	White	Fango	Basalt
Sonoma oak colour	A510_	A511_	A520_	A521_	A530_	A531_	A540_	A550_	A551_	A552_	A560_	A561_	A562_		
Stirling oak colour	A610_	A611_	A620_	A621_	A630_	A631_	A640_	A650_	A651_	A652_	A660_	A661_	A662_		
Metallic grey	A810_	A811_	A820_	A821_	A830_	A831_	A840_	A850_	A851_	A852_	A860_	A861_	A862_		
Alpine white	A910_	---	A920_	---	A930_	---	A940_	A950_	A951_	A952_	A960_	A961_	A962_		

2	HANDLES AND STRIPS ▶	CARCASE COLOUR, SHORT = PG 1 Please add "D" to the colour code	CHROME-COLOURED, SHORT = PG 2 Please add "K" to the colour code	CHROME-COLOURED, LONG = PG 3 Please add "L" to the colour code
---	----------------------	--	---	--

3	HINGED DOOR ROBES	Width in cm	47		91		136		136		136		181			
			Depth 54 cm		90		90		90/45		90/45		90/45		90/90	
			Drawing showing door stop		2 dr		2 MR, 2 DW		3 dr		3 dr/1 MR		3 dr/1 MR/2 DW		4 dr	
Standard interior in each unit: 1 shelf and 1 clothes rail.		Carcase division (cm)	45	45	90	90	90/45	90/45	90/45	90/45	90/45	90/45	90/45	90/90		
HEIGHT 210 CM		Number of doors/drawers	1 dr	1 MR, 2 DW	2 dr	2 MR, 2 DW	3 dr	3 dr/1 MR	3 dr/1 MR	3 dr/1 MR	3 dr/1 MR/2 DW	3 dr/1 MR/2 DW	3 dr/1 MR/2 DW	4 dr		
▼ Price group		▼ Art. no.	▼ Price £	HEIGHT 210 CM												
A Colour	PG 1															
	PG 2	4701		57K3		4F19		57K4		4772		5M04		5705		4203
	PG 3															
B Colour with vertical trims	PG 1															
	PG 2	4701		57K3		4F19		57K4		4772		5M04		5705		4203
	PG 3															
C Colour with vertical and horizontal trims	PG 1															
	PG 2	4701		57K3		4F19		57K4		4772		5M04		5705		4203
	PG 3															
D High polish	PG 1															
	PG 2	4866		57L3		4867		57L4		4868		53S7		57L5		4869
	PG 3															
E Glass with vertical trims	PG 1															
	PG 2	53G2		57K5		53G3		57K6		53G4		52G3		57K7		53G5
	PG 3															
F Glass with vertical and horizontal trims	PG 1															
	PG 2	53G2		57K5		53G3		57K6		53G4		52G3		57K7		53G5
	PG 3															

More widths available.

Matching extras for hinged door robes, see **ACCESSORIES PB**.



Hinged door robes

ESSENSA PACK'S

PACK'S

1	COL. CODE	FRONT VARIATION ▶	A COLOUR		B COLOUR WITH VERTICAL TRIMS		C COLOUR WITH VERTICAL AND HORIZONTAL TRIMS		D HIGH POLISH	E GLASS WITH VERTICAL TRIMS		F GLASS WITH VERTICAL AND HORIZONTAL TRIMS			
CARCASE COLOUR ▼			Carcase colour	Alpine white	Carcase colour	Alpine white	Carcase colour	Alpine white	White	White	Fango	Basalt	White	Fango	Basalt
	Sonoma oak colour		A510_	A511_	A520_	A521_	A530_	A531_	A540_	A550_	A551_	A552_	A560_	A561_	A562_
	Stirling oak colour		A610_	A611_	A620_	A621_	A630_	A631_	A640_	A650_	A651_	A652_	A660_	A661_	A662_
	Metallic grey		A810_	A811_	A820_	A821_	A830_	A831_	A840_	A850_	A851_	A852_	A860_	A861_	A862_
	Alpine white		A910_	---	A920_	---	A930_	---	A940_	A950_	A951_	A952_	A960_	A961_	A962_

2	HANDLES AND STRIPS ▶	CARCASE COLOUR, SHORT = PG 1 Please add "D" to the colour code	CHROME-COLOURED, SHORT = PG 2 Please add "K" to the colour code	CHROME-COLOURED, LONG = PG 3 Please add "L" to the colour code
---	----------------------	--	---	--

3 HINGED DOOR ROBES ↑ 210 cm	Width in cm	181	181	226	226	226	271	271	271	
	Depth 54 cm	Drawing showing door stop								
	Standard interior in each unit: 1 shelf and 1 clothes rail.	Carcase division (cm)								
HEIGHT 210 CM	Price group	▼ Art. no. ▼ Price £ ...			HEIGHT 210 CM					
A Colour	PG 1									
	PG 2	5M06	5379	4204	5223	57K9	4F30	5F30	5384	
	PG 3									
B Colour with vertical trims	PG 1									
	PG 2	5M06	5379	4204	5223	57K9	4F30	5F30	5384	
	PG 3									
C Colour with vertical and horizontal trims	PG 1									
	PG 2	5M06	5379	4204	5223	57K9	4F30	5F30	5384	
	PG 3									
D High polish	PG 1									
	PG 2	53S8	5C54	4271	53S9	5C57	4274	53SA	5C56	
	PG 3									
E Glass with vertical trims	PG 1									
	PG 2	52G4	57K8	53G8	52G5	57K1	53G9	52G6	57K2	
	PG 3									
F Glass with vertical and horizontal trims	PG 1									
	PG 2	52G4	57K8	53G8	52G5	57K1	53G9	52G6	57K2	
	PG 3									

Matching extras for hinged door robes, see **ACCESSORIES PB**.

ESSENSA

PACK'S



Hinged door robes



1	COL. CODE	FRONT VARIATION ▶	A COLOUR		B COLOUR WITH VERTICAL TRIMS		C COLOUR WITH VERTICAL AND HORIZONTAL TRIMS		D HIGH POLISH	E GLASS WITH VERTICAL TRIMS		F GLASS WITH VERTICAL AND HORIZONTAL TRIMS			
CARCASE COLOUR ▼			Carcase colour	Alpine white	Carcase colour	Alpine white	Carcase colour	Alpine white	White	White	Fango	Basalt	White	Fango	Basalt
	Sonoma oak colour		A510_	A511_	A520_	A521_	A530_	A531_	A540_	A550_	A551_	A552_	A560_	A561_	A562_
	Stirling oak colour		A610_	A611_	A620_	A621_	A630_	A631_	A640_	A650_	A651_	A652_	A660_	A661_	A662_
	Metallic grey		A810_	A811_	A820_	A821_	A830_	A831_	A840_	A850_	A851_	A852_	A860_	A861_	A862_
	Alpine white		A910_	---	A920_	---	A930_	---	A940_	A950_	A951_	A952_	A960_	A961_	A962_

2	HANDLES AND STRIPS ▶	CARCASE COLOUR, SHORT = PG 1 Please add "D" to the colour code	CHROME-COLOURED, SHORT = PG 2 Please add "K" to the colour code	CHROME-COLOURED, LONG = PG 3 Please add "L" to the colour code
---	----------------------	--	---	--

3	HINGED DOOR ROBES	Width in cm	47		91		136		136		136		181		
			Depth 54 cm												
				Carcase division (cm)	45	45	90	90	90/45	90/45	90/45	90/45	90/90	90/90	
	Standard interior in each unit: 2 shelves and 1 clothes rail. Combi units always have 1 shelf!		Number of doors/drawers	1 dr	1 MR, 2 DW	2 doors	2 MR, 2 DW	3 dr	3 dr/1 MR	3 dr/1 MR/2 DW	4 dr				
	HEIGHT 229 CM	Price group	HEIGHT 229 CM												
	A Colour	PG 1													
		PG 2	17D2	15K3	17D3	15K4	17D4	18S3	15K5	17D5					
		PG 3													
	B Colour with vertical trims	PG 1													
		PG 2	17D2	15K3	17D3	15K4	17D4	18S3	15K5	17D5					
		PG 3													
	C Colour with vertical and horizontal trims	PG 1													
		PG 2	17D2	15K3	17D3	15K4	17D4	18S3	15K5	17D5					
		PG 3													
	D High polish	PG 1													
		PG 2	17L2	15L3	17L3	15L4	17L4	18H3	15L5	17L5					
		PG 3													
	E Glass with vertical trims	PG 1													
		PG 2	17G2	18K5	17G3	18K6	17G4	15G3	18K7	17G5					
		PG 3													
	F Glass with vertical and horizontal trims	PG 1													
		PG 2	17G2	18K5	17G3	18K6	17G4	15G3	18K7	17G5					
		PG 3													

More widths available.

Matching extras for hinged door robes, see **ACCESSORIES PB**.



Hinged door robes

ESSENSA

PACK'S

1	COL. CODE	FRONT VARIATION ▶	A COLOUR		B COLOUR WITH VERTICAL TRIMS		C COLOUR WITH VERTICAL AND HORIZONTAL TRIMS		D HIGH POLISH	E GLASS WITH VERTICAL TRIMS		F GLASS WITH VERTICAL AND HORIZONTAL TRIMS			
CARCASE COLOUR ▼			Carcase colour	Alpine white	Carcase colour	Alpine white	Carcase colour	Alpine white	White	White	Fango	Basalt	White	Fango	Basalt
	Sonoma oak colour		A510_	A511_	A520_	A521_	A530_	A531_	A540_	A550_	A551_	A552_	A560_	A561_	A562_
	Stirling oak colour		A610_	A611_	A620_	A621_	A630_	A631_	A640_	A650_	A651_	A652_	A660_	A661_	A662_
	Metallic grey		A810_	A811_	A820_	A821_	A830_	A831_	A840_	A850_	A851_	A852_	A860_	A861_	A862_
	Alpine white		A910_	---	A920_	---	A930_	---	A940_	A950_	A951_	A952_	A960_	A961_	A962_







2	HANDLES AND STRIPS ▶	CARCASE COLOUR, SHORT = PG 1 Please add "D" to the colour code	CHROME-COLOURED, SHORT = PG 2 Please add "K" to the colour code	CHROME-COLOURED, LONG = PG 3 Please add "L" to the colour code
---	----------------------	--	---	--


3	HINGED DOOR ROBES	Width in cm	181		226		226		226		271		271		271	
			Depth 54 cm		226		226		226		271		271		271	
			Drawing showing door stop		226		226		226		271		271		271	
Standard interior in each unit: 2 shelves and 1 clothes rail. Combi units always have 1 shelf!		Carcase division (cm)	90/90	45/90/45	90/45/90	90/45/90	90/45/90	90/45/90	90/90/90	90/90/90	90/90/90	90/90/90	90/90/90	90/90/90	90/90/90	90/90/90
		Number of doors/drawers	4 dr/2 MR	4 dr/2 MR/2 DW	5 dr	5 dr/1 MR	5 dr/1 MR/2 DW	6 dr	6 dr	6 dr/2 MR	6 dr/2 MR	6 dr/2 MR	6 dr/2 MR	6 dr/2 MR/2 DW	6 dr/2 MR/2 DW	6 dr/2 MR/2 DW
HEIGHT 229 CM		▼ Price group	▼ Art. no.		▼ Price £		HEIGHT 229 CM									
A Colour	PG 1															
	PG 2	18S4		15K6		17D8		18S0		15K7		17D9		18S5		15K8
	PG 3															
B Colour with vertical trims	PG 1															
	PG 2	18S4		15K6		17D8		18S0		15K7		17D9		18S5		15K8
	PG 3															
C Colour with vertical and horizontal trims	PG 1															
	PG 2	18S4		15K6		17D8		18S0		15K7		17D9		18S5		15K8
	PG 3															
D High polish	PG 1															
	PG 2	18H4		15L6		17L8		18H8		15L8		17L9		18H9		15L9
	PG 3															
E Glass with vertical trims	PG 1															
	PG 2	15G4		18K8		17G8		15G5		18K1		17G9		15G6		18K2
	PG 3															
F Glass with vertical and horizontal trims	PG 1															
	PG 2	15G4		18K8		17G8		15G5		18K1		17G9		15G6		18K2
	PG 3															

Matching extras for hinged door robes, see **ACCESSORIES PB**.



COL. CODE	
CARCASE COLOUR ▼	All cornices and passepartout sides can be ordered using the same colour code as for the wardrobe!
Sonoma oak colour	
Stirling oak colour	
Metallic grey	
Alpine white	

CORNICES FOR HINGED DOOR ROBES	Width in cm	47	91	136	181	226	271					
	Depth incl. cornice = ↗ 56 cm											
	Drawing											
	Name	Cornice	Cornice	Cornice	Cornice	Cornice	Cornice					
Dimensions incl. wardrobe	↔ 47 cm ↓ 212/232 cm	↔ 91 cm ↓ 212/232 cm	↔ 136 cm ↓ 212/232 cm	↔ 181 cm ↓ 212/232 cm	↔ 226 cm ↓ 212/232 cm	↔ 271 cm ↓ 212/232 cm						
	▼ Art. no.	▼ Price £	...									
Carcase colour	8K04		8K05		8K06		8K07		8K22		8K27	

PASSEPARTOUT SIDES FOR HINGED DOOR ROBES	Width in cm	for all widths					
	Depth incl. passepartout -sides = ↗ 56 cm						
	Drawing		NOTE: Passepartout sides are only possible in combination with cornices. Total width of wardrobe and passepartout: Wardrobe width + 4 cm				
	Name	Passepartout sides					
External dimensions	↔ 2 cm ↓ 212/232 cm						
HEIGHT 210 CM	▼ Art. no.	▼ Price £	...				
Carcase colour	9P86						
HEIGHT 229 CM	▼ Art. no.	▼ Price £	...				
Carcase colour	9P51						



Shelf unit, corner robes

ESSENSA
PACK'S

PACK'S

1	COL. CODE	FRONT VARIATION ▶	A COLOUR		B COLOUR WITH VERTICAL TRIMS		C COLOUR WITH VERTICAL AND HORIZONTAL TRIMS		D HIGH POLISH	E GLASS WITH VERTICAL TRIMS			F GLASS WITH VERTICAL AND HORIZONTAL TRIMS		
CARCASE COLOUR ▼			Carcase colour	Alpine white	Carcase colour	Alpine white	Carcase colour	Alpine white	White	White	Fango	Basalt	White	Fango	Basalt
	Sonoma oak colour		A510_	A511_	A520_	A521_	A530_	A531_	A540_	A550_	A551_	A552_	A560_	A561_	A562_
	Stirling oak colour		A610_	A611_	A620_	A621_	A630_	A631_	A640_	A650_	A651_	A652_	A660_	A661_	A662_
	Metallic grey		A810_	A811_	A820_	A821_	A830_	A831_	A840_	A850_	A851_	A852_	A860_	A861_	A862_
	Alpine white		A910_	---	A920_	---	A930_	---	A940_	A950_	A951_	A952_	A960_	A961_	A962_

2	HANDLES AND STRIPS ▶	CARCASE COLOUR, SHORT = PG 1 Please add "D" to the colour code	CHROME-COLOURED, SHORT = PG 2 Please add "K" to the colour code	CHROME-COLOURED, LONG = PG 3 Please add "L" to the colour code
---	----------------------	--	---	--

3	SHELF UNIT, CORNER ROBES	Width in cm	33	100	100	117	117		
			Depth 40 cm (shelf unit only!)						
			Drawing	Please read the note on page 51!	Please read the note on page 51!	Please read the note on page 51!	Please read the note on page 51!		
	Name	Shelf unit	Hinged door corner robe, 90°	Hinged door corner robe, 90°	Hinged door corner robe, 45°	Hinged door corner robe, 45°			
	Name		2 dr	2 dr	2 dr	2 MR			

HEIGHT 210 CM		▼ Price group	▼ Art. no.	▼ Price £	...	HEIGHT 210 CM					
A Colour	PG 1										
	PG 2	9226		4062		5062		0X5A		0X5C	
	PG 3										
B Colour with vertical trims	PG 1										
	PG 2	9226		4062		5062		0X5A		0X5C	
	PG 3										
C Colour with vertical and horizontal trims	PG 1										
	PG 2	9226		4062		5062		0X5A		0X5C	
	PG 3										
D High polish	PG 1										
	PG 2	9226		40L7		5062		0X7A		0X7C	
	PG 3										
E Glass with vertical trims	PG 1										
	PG 2	9226		53G7		5062		0X8A		0X8C	
	PG 3										
F Glass with vertical and horizontal trims	PG 1										
	PG 2	9226		53G7		5062		0X8A		0X8C	
	PG 3										

ESSENSA

PACK'S



Shelf unit, corner robes



1	COL. CODE	FRONT VARIATION ▶	A COLOUR		B COLOUR WITH VERTICAL TRIMS		C COLOUR WITH VERTICAL AND HORIZONTAL TRIMS		D HIGH POLISH	E GLASS WITH VERTICAL TRIMS			F GLASS WITH VERTICAL AND HORIZONTAL TRIMS		
CARCASE COLOUR ▼	Carcase colour	Alpine white	Carcase colour	Alpine white	Carcase colour	Alpine white	Carcase colour	Alpine white	White	White	Fango	Basalt	White	Fango	Basalt
Sonoma oak colour	A510_	A511_	A520_	A521_	A530_	A531_	A540_	A550_	A551_	A552_	A560_	A561_	A562_		
Stirling oak colour	A610_	A611_	A620_	A621_	A630_	A631_	A640_	A650_	A651_	A652_	A660_	A661_	A662_		
Metallic grey	A810_	A811_	A820_	A821_	A830_	A831_	A840_	A850_	A851_	A852_	A860_	A861_	A862_		
Alpine white	A910_	---	A920_	---	A930_	---	A940_	A950_	A951_	A952_	A960_	A961_	A962_		

2	HANDLES AND STRIPS ▶	CARCASE COLOUR, SHORT = PG 1 Please add "D" to the colour code	CHROME-COLOURED, SHORT = PG 2 Please add "K" to the colour code	CHROME-COLOURED, LONG = PG 3 Please add "L" to the colour code
---	----------------------	--	---	--

3	SHELF UNIT, CORNER ROBES ↑ 229 cm ↓	Width in cm	33	100	100	117	117	HEIGHT 229 CM											
		Depth 40 cm (shelf unit only!)																	
		Drawing	Name Shelf unit	Name Hinged door corner robe, 90° 2 dr		Name Hinged door corner robe, 90° 2 dr		Name Hinged door corner robe, 45° 2 doors		Name Hinged door corner robe, 45° 2 MR									
HEIGHT 229 CM	▼ Price group	▼ Art. no.	▼ Price £				
A Colour	PG 1	9228	17D7	18S7	0X5B	0X5D													
	PG 2																		
	PG 3																		
B Colour with vertical trims	PG 1	9228	17D7	18S7	0X5B	0X5D													
	PG 2																		
	PG 3																		
C Colour with vertical and horizontal trims	PG 1	9228	17D7	18S7	0X5B	0X5D													
	PG 2																		
	PG 3																		
D High polish	PG 1	9228	17L7	18S7	0X7B	0X7D													
	PG 2																		
	PG 3																		
E Glass with vertical trims	PG 1	9228	17G7	18S7	0X8B	0X8D													
	PG 2																		
	PG 3																		
F Glass with vertical and horizontal trims	PG 1	9228	17G7	18S7	0X8B	0X8D													
	PG 2																		
	PG 3																		






Shelf unit, corner robes

ESSENSA

PACK'S

COL. CODE	All cornices can be ordered using the same colour code as for the wardrobe!
CARCASE COLOUR ▼	
Sonoma oak colour	
Stirling oak colour	
Alpine white	

CORNICES FOR SHELF UNIT, CORNER ROBES	Width in cm	33	100	117						
	Depth incl. cornice = 43 cm (shelf unit only!)									
Drawing										
Name	Cornice for shelf unit	Cornice for 90° corner robe	Cornice for 45° corner robe							
Dimensions incl. wardrobe	↑ 212/232 cm	↑ 212/232 cm	↑ 212/232 cm							
	▼ Art. no.	▼ Price £	...							
Carcase colour	8K80		9K11		8K89					

ESSENSA








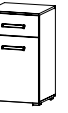
PACK'S

Matching pieces

***NOTE:**
No vertical trims on
matching pieces.

1	COL. CODE	FRONT VARIATION ▶	A COLOUR		B COLOUR WITH HORIZONTAL TRIMS*		C COLOUR WITH HORIZONTAL TRIMS*		D HIGH POLISH	E GLASS WITH HORIZONTAL TRIMS*			F GLASS WITH HORIZONTAL TRIMS*		
CARCASE COLOUR ▼	Carcase colour	Alpine white	Carcase colour	Alpine white	Carcase colour	Alpine white	Carcase colour	Alpine white	White	White	Fango	Basalt	White	Fango	Basalt
Sonoma oak colour	A510_	A511_	A520_	A521_	A530_	A531_	A540_	A550_	A551_	A552_	A560_	A561_	A562_		
Stirling oak colour	A610_	A611_	A620_	A621_	A630_	A631_	A640_	A650_	A651_	A652_	A660_	A661_	A662_		
Metallic grey	A810_	A811_	A820_	A821_	A830_	A831_	A840_	A850_	A851_	A852_	A860_	A861_	A862_		
Alpine white	A910_	---	A920_	---	A930_	---	A940_	A950_	A951_	A952_	A960_	A961_	A962_		

2	HANDLES AND STRIPS ▶	CARCASE COLOUR, SHORT = Please add "D" to the colour code	CHROME-COLOURED, SHORT = Please add "K" to the colour code	CHROME-COLOURED, LONG = Please add "L" to the colour code
---	----------------------	---	--	---

3	MATCHING PIECES	Width in cm	47	47	47	47	47	47	47
flat packed   Drawers with cushioned self-closing mechanism!	Drawing								
	Name	Bedside table	Pair of bedside tables	Bedside table	Pair of bedside tables	Drawer chest	Drawer chest		
	Number of doors/drawers	2 DW	2 DW each	3 DW	3 DW each	4 DW	1 dr/1 DW		
	Dimensions	↔ 47 cm ↓ 43 cm ↗ 42 cm	↔ 47 cm ↓ 43 cm ↗ 42 cm	↔ 47 cm ↓ 62 cm ↗ 42 cm	↔ 47 cm ↓ 62 cm ↗ 42 cm	↔ 47 cm ↓ 81 cm ↗ 42 cm	↔ 47 cm ↓ 81 cm ↗ 42 cm		
	▼ Art. no.	▼ Price £	...						
A	Colour	636Z	637B	637C	637D	638N	637G		
B C	Colour with horizontal trims*	636Z	637B	637C	637D	638N	637G		
D	High polish	629A	629B	629C	629D	629F	629G		
E F	Glass with horizontal trims*	671A	671B	671C	671D	671F	671G		

More widths available.



Matching pieces

***NOTE:**
No vertical trims on matching pieces.

ESSENSA PACK'S

PACK'S

1	COL. CODE	FRONT VARIATION ▶	A COLOUR		B COLOUR WITH HORIZONTAL TRIMS*		C COLOUR WITH HORIZONTAL TRIMS*		D HIGH POLISH	E GLASS WITH HORIZONTAL TRIMS*			F GLASS WITH HORIZONTAL TRIMS*		
CARCASE COLOUR ▼			Carcase colour	Alpine white	Carcase colour	Alpine white	Carcase colour	Alpine white	White	White	Fango	Basalt	White	Fango	Basalt
	Sonoma oak colour		A510_	A511_	A520_	A521_	A530_	A531_	A540_	A550_	A551_	A552_	A560_	A561_	A562_
	Stirling oak colour		A610_	A611_	A620_	A621_	A630_	A631_	A640_	A650_	A651_	A652_	A660_	A661_	A662_
	Metallic grey		A810_	A811_	A820_	A821_	A830_	A831_	A840_	A850_	A851_	A852_	A860_	A861_	A862_
	Alpine white		A910_	---	A920_	---	A930_	---	A940_	A950_	A951_	A952_	A960_	A961_	A962_

2	HANDLES AND STRIPS ▶	CARCASE COLOUR, SHORT = Please add "D" to the colour code	CHROME-COLOURED, SHORT = Please add "K" to the colour code	CHROME-COLOURED, LONG = Please add "L" to the colour code
---	----------------------	---	--	---

3	MATCHING PIECES	Width in cm	94	94	94										
	flat packed Requires self assembly 	Depth 42 cm													
	Drawing	Name	Drawer chest	Drawer chest	Drawer chest										
	Number of doors/drawers	Dimensions	↔ 93 cm ↓ 81 cm ↗ 42 cm	↔ 93 cm ↓ 81 cm ↗ 42 cm	↔ 93 cm ↓ 81 cm ↗ 42 cm										
	Drawers with cushioned self-closing mechanism!	▼ Art. no.	▼ Price £	...											
	A Colour		639A	645T	645D										
	B C Colour with horizontal trims*		639A	645T	645D										
	D High polish		676A	676B	676C										
	E F Glass with horizontal trims*		679A	679B	679C										

Available handles:

carcase colour "D"

chrome-coloured "K"

chrome-coloured "L"
Chests with short handle!

Position of handle for plain fronts (A and D):

handle carcase colour "D"

handle chrome-coloured "K"

handle chrome-coloured "L"

Position of handle for trim fronts (B, C, E, F):

handle carcase colour "D"

handle chrome-coloured "K"

handle chrome-coloured "L"

Extras for HINGED door wardrobes – Standard: height 210 cm = 1 shelf and 1 hanging rail per unit | height 229 cm = 2 shelves and 1 hanging rail per unit– Please order with colour code **A0033**

	Width 45 cm	Width 90 cm	Width 136 cm		Width 181 cm		Width 226 cm			Width 270 cm		
			left unit	right unit	left unit	right unit	left unit	central unit	right unit	left unit	central unit	right unit
Wardrobe units	45	90	90	45	90	90	90	45	90	90	90	90
Hanging rail 	9737 ✓	9736 ✓	9736 ✓	9737 ✓	9736 ✓	9736 ✓	9736 ✓	9737 ✓	9736 ✓	9736 ✓	9736 ✓	9736 ✓
Shelf 	9601 ✓	9604 ✓	9604 ✓	9601 ✓	9604 ✓	9604 ✓	9604 ✓	9601 ✓	9604 ✓	9604 ✓	9604 ✓	9604 ✓
Set of 3 shelves 	9602 ✓	9605 ✓	9605 ✓	9602 ✓	9605 ✓	9605 ✓	9605 ✓	9602 ✓	9605 ✓	9605 ✓	9605 ✓	9605 ✓

For more informations on extras available for hinged door wardrobes, see **ACCESSORIES PB**.

Extras for GLIDING door wardrobes – Standard: height 210 cm = 1 shelf and 1 hanging rail per unit | height 229 cm = 2 shelves and 1 hanging rail per unit– Please order with colour code **A0033**

Width 180 cm







left unit right unit

Wardrobe units	90	90
Hanging rail 	9736 ✓	9736 ✓
Shelf 	9672 ✓	9672 ✓
Set of 3 shelves 	9674 ✓	9674 ✓
Interior drawer 	9866 ✓	9866 ✓
1/2-1-2-Division 	9991 ✓	9991 ✓
Soft-Close 	9TD7 ✓	

Width 226 cm









left unit right unit

Wardrobe units	112,5	112,5
Hanging rail 	9709 ✓	9709 ✓
Shelf 	9F01 ✓	9F01 ✓
Set of 3 shelves 	9F03 ✓	9F03 ✓
Interior drawer 	9806 ✓	9806 ✓
1/2-1-2-Division 	9939 ✓	9939 ✓
Soft-Close 	9TD7 ✓	

Width 270 cm



left unit central unit right unit

Wardrobe units	90	90	90
Hanging rail 	9736 ✓	9736 ✓	9736 ✓
Shelf 	9672 ✓	9672 ✓	9672 ✓
Set of 3 shelves 	9674 ✓	9674 ✓	9674 ✓
Interior drawer 	9866 ✓	✗	9866 ✓
1/2-1-2-Division 	9991 ✓	9991 ✓	9991 ✓
Soft-Close 	9TD7 ✓		

For more informations on extras available for gliding door wardrobes, see **ACCESSORIES PC**.