


Brand	Description	Element width	Colour code	Page	
	rauch ORANGE +				
	EXTRAS a) for hinged, folding and sliding door robes	Champagne, Erimo, Kameo, Luana, Miramar, Natica, Purisma, Skat, Tellin, Velo, Zenaya	50, 75, 100 cm	A0066	214-225
	EXTRAS b) for sliding door robes	Filo, Miramar, X-Tend, Zenaya	45, 67, 90 cm	A0066	226-233
	EXTRAS c) for sliding door robes	Amalfi, Imperial, Positano, Ravello	45, 50, 90, 100 cm	A0032	234-239
	Mattress supports, UK-plugs		–	A0033	240

EXTRAS a)

rauch ORANGE +

for hinged/sliding door wardrobes
Element width 50, 75, 100 cm


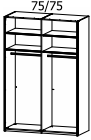
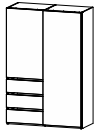
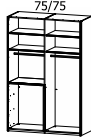
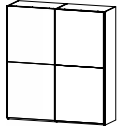
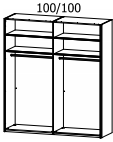

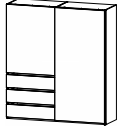
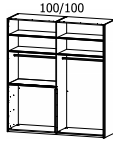
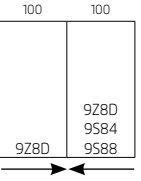
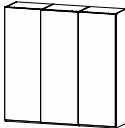
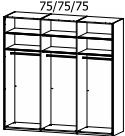
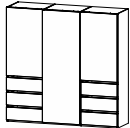
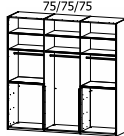
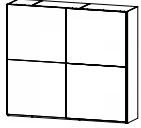
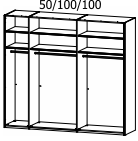
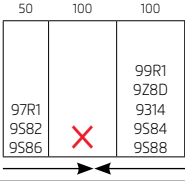
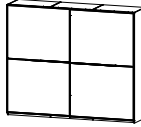
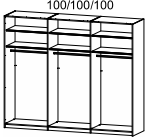
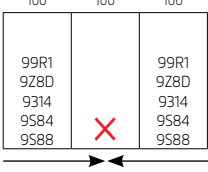
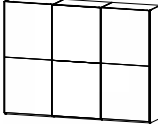
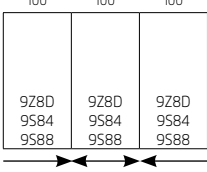
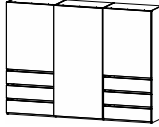
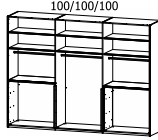
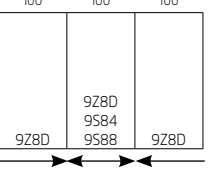


Colour	Colour code
Texline Natural-colour linen look	A0066



Texline

These wardrobe widths are comprised of the following units:

	Sliding door wardrobes, 2-door	Options for installing drawer units, Trousers pull-outs, Clothes lifts and pull-out shelves in sliding door wardrobes	Sliding door wardrobes, 3-door	Options for installing drawer units, Trousers pull-outs, Clothes lifts and pull-out shelves in sliding door wardrobes	Sliding door wardrobes with drawers	Options for installing drawer units, Trousers pull-outs, Clothes lifts and pull-out shelves in sliding door wardrobes
↔ 151 cm						
↔ 201 cm		  928D 928D 9584 9584 9588 9588				  928D 928D 9584 9584 9588 9588
↔ 226 cm						
↔ 251 cm		  97R1 99R1 9582 928D 9586 9314 9584 9584 9588 9588				
↔ 301 cm		  99R1 99R1 928D 928D 9314 9314 9584 9584 9588 9588		 928D 928D 928D 9584 9584 9584 9588 9588 9588		  928D 928D 928D 9584 9584 9584 9588 9588 9588









EXTRAS a)

rauch ORANGE +

for hinged/sliding door wardrobes
Element width 50, 75, 100 cm

These wardrobe widths are comprised of the following units:

	Hinged door wardrobes	Hinged door wardrobes with drawers in the middle	Hinged door wardrobes with drawers at the side
↔ 101 cm			
↔ 151 cm			
↔ 201 cm			
↔ 251 cm			
↔ 301 cm			

		Colour	Colour code		
		Texline Natural-colour linen look	A0066		
ELEMENT WIDTH ▶		50	50	50	50
					
		Shelves for unit width 50cm ↔48 cm †2,2 cm ↗50 cm	hanging rail for unit width 50cm ↔48 cm †3 cm ↗2 cm	pull-out shelf for unit width 50cm ↔48 cm †9 cm ↗49 cm	drawer division for pull-out shelf for unit width 50cm ↔36 cm †5 cm ↗44 cm
		1 pieces Price 9643	9739	97R1	96T2
		Set of 2 97F6			
Set of 3 9633					
Set of 4 99J6					
ELEMENT WIDTH ▶		50	50	50	50
				<p>* Please note: Please be sure to observe the installation options for sliding door wardrobes.</p>	
		interior drawer with 2 drawers for unit width 50cm ↔48 cm †45 cm ↗50 cm	interior drawer with 3 drawers for unit width 50cm ↔48 cm †64 cm ↗50 cm		
		Article Price 9S82	9S86		



EXTRAS a)

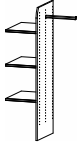

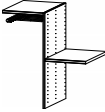
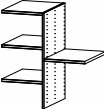
rauch ORANGE +

for hinged/sliding door wardrobes





Element width 50, **75**, 100 cm



Colour	Colour code
Texline Natural-colour linen look	A0066


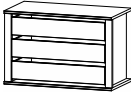
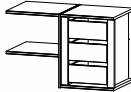
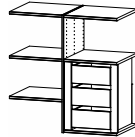
ELEMENT WIDTH ▶		75	75		
					
		1 shelf	hanging rail		
		↔73 cm †2,2 cm ↗50 cm	↔73 cm †3 cm ↗2 cm		
1 pieces	Price	96F1	97K0		
Set of 2		96F2			
Set of 3		96F3			
Set of 4		96F4			

ELEMENT WIDTH ▶		75	75	75	75
can be mounted on the left or right					
		wardrobe interior division	wardrobe interior division	wardrobe interior division	wardrobe interior division
		with clothes rail with 3 shelves for unit width 75cm	incl. 4 fabric boxes with 3 shelves for unit width 75cm	with trouser holder with 2 shelves for unit width 75cm	with 4 shelves for unit width 75cm
		↔73 cm †148 cm ↗51 cm	↔73 cm †148 cm ↗51 cm	↔73 cm †80 cm ↗51 cm	↔73 cm †80 cm ↗51 cm
Article	Price	9SJ4	9ZS7	9ZH7	9ZK7

* Please note: Please be sure to observe the installation options for sliding door wardrobes.

ELEMENT WIDTH ▶		100	100	100	100
					
		Shelves for unit width 100cm ↔98 cm †2,2 cm ↗50 cm	hanging rail for unit width 100cm ↔98 cm †3 cm ↗2 cm	pull-out shelf for unit width 100cm ↔98 cm †9 cm ↗49 cm	drawer division for pull-out shelf 100 cm ↔86 cm †5 cm ↗44 cm
1 pieces	Price	9641	9738	99R1	96T4
Set of 2		97F9			
Set of 3		9631			
Set of 4		99J9			

ELEMENT WIDTH ▶		100	100	100	100
					
		1 shelf with trouser pull-out for unit width 100cm ↔98 cm †10 cm ↗51 cm	clothes lift ↔98 cm †84 cm ↗14 cm		
Article	Price	9Z8D	9314		

ELEMENT WIDTH ▶		100	100	100	100
					
		interior drawer with 2 drawers for unit width 100cm ↔98 cm †45 cm ↗50 cm	interior drawer with 3 drawers for unit width 100cm ↔98 cm †64 cm ↗50 cm	interior drawer with 3 drawers with 2 shelves for unit width 100cm ↔98 cm †64 cm ↗51 cm	interior drawer with 3 drawers with 4 shelves for unit width 100cm ↔98 cm †103 cm ↗51 cm
Article	Price	9S84	9S88	9SC6	9SD6

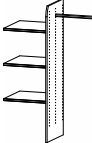
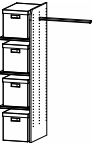
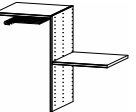
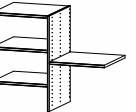
EXTRAS a)



rauch ORANGE +

for hinged/sliding door wardrobes





Element width 50, 75, **100** cm




Colour	Colour code
Textline Natural-colour linen look	A0066

ELEMENT WIDTH ▶		100	100	100	100
can be mounted on the left or right					
		wardrobe interior division	wardrobe interior division	wardrobe interior division	wardrobe interior division
		with clothes rail with 3 shelves for unit width 100cm ↔98 cm †148 cm ↗51 cm	incl. 4 fabric boxes with 3 shelves for unit width 100cm ↔98 cm †148 cm ↗51 cm	with trouser holder with 2 shelves for unit width 100cm ↔98 cm †80 cm ↗51 cm	with 4 shelves for unit width 100cm ↔98 cm †80 cm ↗51 cm
Article	Price	9SJ6	9ZS0	9ZH0	9ZK0

		for corner robe	Cupboard extras
			
		set of 3 shelves	drawer division
		for interior division corner 45° ↔43 cm †17 cm ↗26 cm	plexiglass for drawer 80 cm ↔73 cm †9 cm ↗34 cm
Article	Price	96B3	9ZP8

Colour	Colour code
Texline Natural-colour linen look	A0066

GENERAL					
					
		tie rack swivelling	tie/belt rack	tie/belt rack pull-out	extending rail holder
		↔32 cm ↓27 cm ↗6 cm	↔10 cm ↓13 cm ↗46 cm	↔9 cm ↓6 cm ↗45 cm	↔4 cm ↓6 cm ↗31 cm
Article	Price	9768	990K	9GK1	9760

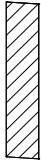
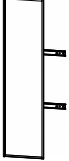
GENERAL					
					
		hooks	trouser holder	coat hanger rail	
		↔35 cm ↓5 cm ↗5 cm	↔25 cm ↓7 cm ↗46 cm	↔7 cm ↓52 cm ↗28 cm	
Article	Price	9HL1	990H	9767	





EXTRAS a)


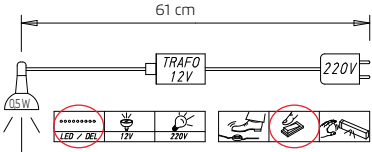
rauch ORANGE +





General

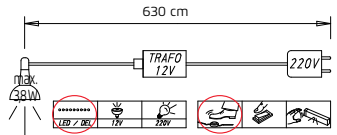
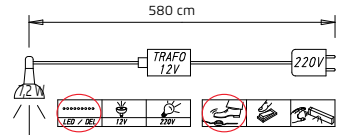
Colour	Colour code
Textline Natural-colour linen look	A0066

GENERAL			
	interior mirror for hinged doors		interior mirror, for sliding doors mirror width 31 cm hinged extends from 45 to 73 cm
	↔29 cm ↑130 cm ↘°0 cm		↔46 cm ↑115 cm ↘°4 cm
	Article		Price

GENERAL		Door dampers rauch EASY SLIDE		
		Installation not possible on wardrobes with front lighting.	Installation not possible on wardrobes with front lighting.	<p>NOTE! For fitting the dampers for synchronous sliding-door wardrobes width 316 cm, a room height of wardrobe height + 25 cm is required.</p> <p>Ex: wardrobe height 210 cm + 25 cm = required room height 235 cm</p>
				
		set of 2 dampers for sliding wardrobes EASY SLIDE of 2-4 door sliding door wardrobes ↔62 cm ↑2 cm ↘°7 cm	damper for middle door EASY SLIDE of 3 door Sliding door wardrobes ↔38 cm ↑2 cm ↘°11 cm	
Article	Price	9DM1	9DM4	9DM6

BELEUCHTUNG				
	Innenbeleuchtung mit Bewegungsmelder LED-Leuchte			
	↔23 cm ↑2 cm ↘°11 cm			
	Artikel		Preis	9T1B

		Colour	Colour code
		Texline Natural-colour linen look	A0066
BELEUCHTUNG		"LUNA"	"LOFT"
		 	 
		LED-Beleuchtung	LED-Beleuchtung
		Chrom	Alu
		↔21 cm †9 cm ↗33 cm	↔33 cm †5 cm ↗18 cm
2er Set		94L2	9C74
3er Set		94L3	9C76

BELEUCHTUNG		"LUNA"	"LOFT"
			
		<p>Dieses Produkt enthält eine Lichtquelle der Energieeffizienzklasse E.</p> <p>EPREL 766798</p>	<p>Dieses Produkt enthält eine Lichtquelle der Energieeffizienzklasse G.</p> <p>EPREL 766530</p>